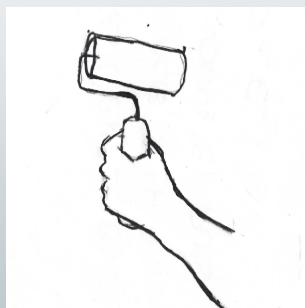


**PREPARATION**

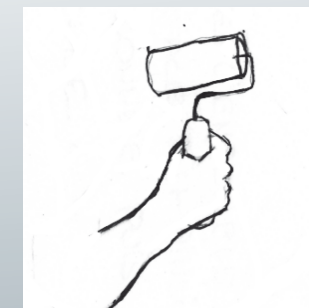
Apply one coat of our premium primer :  
"Fond de Teint" (or "Restart" for non-absorbant  
surfaces) using a roller.

Drying time : 4 hrs

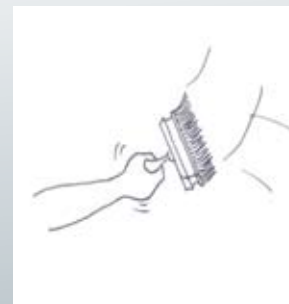
**BASE COAT**

Using a roller apply 1 or 2 coats of the desired  
colour of "Kyoto H<sup>2</sup>O Mat". This water based  
paint is completely non-absorbant and allows an  
easy application of our colourwash.

Drying time : 4 hrs

**APPLYING COLOURWASH WITH A SPONGE**

Using a normal sponge literally wash your walls  
with our colourwash. Use regular movements to  
cover your wall starting from the top left hand  
corner.

**SOFTENING**

You may want to use a soft bristled dry brush to  
brush off patch you have just applied the  
colourwash to. This will soften the overall effect  
giving a very subtle fresco effect.

**OUR COLOURWASH CAN BE APPLIED WITH A MULTITUDE OF OTHER TOOLS TO GIVE A DIFFERENT PAINT EFFECT. APPLY COLOURWASH WITH A SPONGE AS INDICATED ABOVE AND BEFORE DRYING USE ANOTHER TOOL TO CREATE YOUR EFFECT. YOU MAY USE A RAG FOR RAG ROLLING, A WOODGRAINER FOR A FAUX BOIS EFFECT OR A BRUSH TO GIVE A BRUSH STROKE EFFECT**