



MATT ATTITUDE



TECHNICAL DATA SHEET

A very high coverage water based paint. Dries to a deep chalky matt and washable finish.
Matt Attitude's unique formulation has drastically reduced the need of chemical additives making it a very natural and eco freindly paint.

DESTINATION

Interior end Exterior walls






PREPARATION

(Ensure surfaces are sound, clean, dry and free from grease.
For all absorbant surfaces (plaster, wood, etc...) apply 1 coat of "Fond de Teint" premium primer.
For any other surface (tiles, plastic etc...) apply "Restart" multi surface primer.

TECHNIQUE

Matt Attitude can be applied using a brush or paint roller
Brush: Without diluting Matt attitude apply one coat using a brush. This will give a soft brush stroke effect.
Roller : Dilute Matt Attitude with up to 30% water before applying two coats using a roller.

DILUTION, DRYING AND COVERAGE

 <p>Ready to use</p>	 <p>up to 30% water</p>	 <p>Touch dry : 30mn</p> <p>Recoat: 4 hrs</p>	 <p>12 - 14 m² per liter</p>	 <p>Clean Up : Use warm water and soap to clean tools.</p>
---	--	--	--	---

PROTECTION

Matt Attitude is a very high quality paint and once completely dry and hardened (15 days) requires no other protection.

COLOURS & PACK SIZE

147 colours - Inspirations + 1050 colours - Colour Box + bespoke colours
100 ml / 750ml / 2,5 L / 4L / 14 L

FORMULATION AND TECHNICAL DETAILS

Density : 1,53 g/ltr
Formulation : Modified acrylic resins, titanium dioxide and selected fillers
Solids by weight : 38%
Flash Point : In-inflammable
Film thickness : 40 µm
VOC - Maximum content : 22gr/ltr
(Fiche technique version 2008/03)